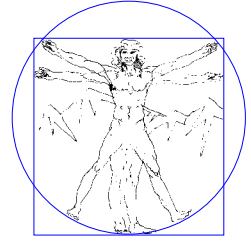


the Wilderness Medicine Training Center

Course Registration Form



Name _____ Home Phone _____

Address _____ Work Phone _____

_____ E-mail _____

City _____ State _____ Zip code _____

Sponsor: WMTC

DLP Review & Recertification Course

Location: Mazama, WA

Dates: June 5-6, 2010

Cost: \$200 before May 1st 2010; \$250 after

I am attending this course to recertify my current: Wafa WFR WEMT

My current certification card has been issued by: WMTC WMA WMI SOLO

AIRE DMM WMO RMI Sierra Rescue Other: _____


If you selected "Other" please contact the WMTC office to see if your certification is eligible for recertification with WMTC PRIOR to registering for this course.

E-mail office@wildmedcenter.com or phone: 509-996-2502


Discounts apply when the registration and full payment are postmarked prior to or on the cut-off date. Course fees are not refundable unless the course is canceled. Make checks payable to the Wilderness Medicine Training Center. Sorry, we can't accept credit cards.

Please complete the attached release form and return it with your registration & payment to:

Review & Recertification Course Registration
 the Wilderness Medicine Training Center
 POB 11
 Winthrop, WA 98862



the Wilderness Medicine Training Center Inc.



Agreement of Responsibility

Distance Learning Project courses offered by the Wilderness Medicine Training Center, Inc. are rigorous and require your full attendance and participation. You may find them mentally, physically, and emotionally demanding. You must successfully complete the didactic material and on-line testing prior attending the on-site practical session; if for any reason what-so-ever you are unable to successfully complete the didactic material and on-line testing prior to the start of the practical session, you will not be admitted to the practical session nor will you receive a refund. While every effort has been made to provide the materials required for you to successfully complete the distance learning portion of the course, including testing, the Wilderness Medicine Training Center does not assume responsibility for or guarantee your success.

Class time during the on-site practical session may exceed ten hours per day plus homework. You should be comfortable reading technical information, be able to write clearly, be able to communicate easily with other people, and you should be physically capable of lifting and carrying a minimum of 50 pounds without injury and moving safely in the outdoors in rough challenging terrain and environments without supervision. You are expected to bring the functional outdoor clothing that will protect you from the environment while participating in simulations. During simulations, skills practice, and some demonstrations you will be acting as a patient and as a rescuer; this requires you to touch and be touched by others during a patient exam and subsequent treatment. To protect your personal space you **MUST** wear your bathing suit (jog bra) and/or shorts under your simulation clothing for all PAS Labs; they will **NOT** be cut. Simulations may take place in water, on rocks, on uneven terrain, on steep slopes, on snow and in rain, snow, wind, or bright sun. The course does **NOT** require you to put yourself at risk of injury or illness. If you feel at risk at any time and for any reason during the course, **STOP** your participation in the activity and bring your concerns to the course instructors. Make a plan to address your concerns and resume your participation once you feel safe. Therefore, during your participation in any Wilderness Medicine Training Center, Inc. course, you are responsible for your emotional and physical safety at all times.

The Wilderness Medicine Training Center, Inc. agrees to present skills and techniques according to the practice guidelines established by the Wilderness Medical Society¹, the National Association of EMS Physicians^{2,4,5}, and the spine management guidelines established by Peter Goth, MD³. The Wilderness Medicine Training Center, Inc. is not liable if you do not adhere to those standards in a field situation. Nor does the Wilderness Medicine Training Center, Inc. authorize you to use the skills presented. Your authorization will need to come from a licensed medical control (usually a physician advisor).

Once you have successfully completed the didactic session, on-line testing, and on-site practical portions of your Distance Learning Project (DLP) course, you will receive a certification card. This card acknowledges that you have successfully demonstrated the skills presented during your course according to the above practice guidelines at the time of your course. It does not certify that you will be able to continue to perform at that level. It is your responsibility to stay current with both your understanding and practice. Most medical control personnel require certification as a base-line for authorization.

If you have participated in a Wilderness First Aid or a special contract course, you will receive a completion card from the Wilderness Medicine Training Center, Inc. A completion card certifies that you were present and engaged during the entire workshop but does not certify that you are proficient in the skills presented. WMTC completion cards meet the first aid requirements of Labor & Industries, Boy Scouts of America (including Philmont Scout Ranch), American Camping Association, and many other state and federal agencies.

1. Forgey, W.W.: Wilderness Medical Society Practice Guidelines, Merrillville, ICS Books, c1995, c2001, c2005.
2. Goth, Peter and Garnett, George: Clinical Guidelines for Delayed or Prolonged Transport, Lenexa, National Association of EMS Physicians, c1991-1993
3. Goth, Peter: Spine Injury: Clinical Criteria for Assessment and Management, Augusta, Medical Care Development, Inc., c1994.
4. Hopson, Laura R. et al: Guidelines for Withholding or Termination of Resuscitation in Prehospital Traumatic Cardiopulmonary Arrest, NAEMSP Position Paper, c2002
5. Domeier, Robert M., Indications for Prehospital Spinal Immobilization, NAEMSP Position Paper, c1999

Your signature below indicates that you understand the above statements, meet the minimum course requirements, and that you are willing to abide by them. That you will not hold the Wilderness Medicine Training Center, Inc., Sponsors, Instructors, etc. responsible or liable for your use of the material taught during your course OR for your emotional or physical safety before, during, or after your course. You also agree to be financially responsible for equipment and supplies damaged beyond normal wear and tear as determined by your instructors. and/or the course sponsor.

Type of DLP Course (circle one): WEMT WFR WAFA Review WFA Contract

Name of Course Sponsor: _____

Location of Course: _____

Course Dates: _____

Your Signature

Date

Please Print Your Name Clearly

Signature of parent or guardian if under 18 years

DLP Review & Recertification

WMTC ~ Mazama, WA

Distance Learning Presentations

Refer to DLP Review & Recertification DVD for details

General Presentations

- Course Introduction & Medical/Legal Concepts
- General Concepts in Patient Care
- Body Defenses
- Patient Assessment System (PAS)
- PAS Movie

Trauma Presentations

- Introduction to Trauma
- Increased ICP & Concussion
- Bleeding & Volume Shock
- Respiratory Distress & Arrest
- Stable & Unstable Extremity Injuries
- Dislocations
- Wounds
- Spine Assessment

Environmental Presentations

- Dehydration
- Heat Illnesses
- Sun-related Injuries
- Hypothermia
- Near Drowning
- Lightning
- Allergies
- Wilderness Toxins

Medical Presentations

- Infectious Diseases
- Abdominal Emergencies
- Diabetes
- Asthma
- Atherosclerosis, Heart Attack, Angina & Stroke

On-site Practical Session

Dates: June 5-6, 2010

Day 1: Saturday June 5th

- Course Introduction
- Basic Extremity Splinting Review Lab
- Patient Assessment System Review
- Spine Assessment Review
- Simulations

Evening Session: Wilderness CPR & AED Review & Practical Testing

Day 2: Sunday June 6th

- Case Study Homework Review
- Injection Lab
- Allergies/Toxins Quiz
- Spine & Hypothermia Packaging Review Lab
- Dislocations Lab
- Simulations
- Course Debrief & Closing
- Clean-up

Review & Recertification Lab Descriptions

- **Extremities Splinting Review Lab:** Reviews how to improvise effective extremity splints with SAM splints and sleeping pads. Bring one of your cutable T-shirts.
- **Spine & Hypothermia Packaging Lab:** Reviews how to lift, move and package spine injured patient.
- **Injection Lab:** Reviews how to give SC and IM injections. Students will inject themselves with sterile water.
- **Simulations:** The course has numerous simulations designed review your assessment and treatment skills in a realistic environment; fake wounds, blood, etc. are used. During simulations, labs, and some demonstrations you will be acting as a patient or a rescuer; this requires you to touch and be touched by others during the patient exam and subsequent treatment. **To protect your personal space you MUST wear a bathing suit (jog bra) and/or shorts under your simulation clothing for all PAS Labs and simulations. Cutable long shirts and pants are required for all the PAS & Treatment Labs.**

General Course Information

Courses taught by the Wilderness Medicine Training Center are rigorous and require your full attendance and participation. You may find them mentally, physically, and emotionally demanding. Class time during your practical session may exceed ten hours per day plus homework. You should be comfortable reading technical information, be able to write clearly, be able to communicate easily with other people, and you should be physically capable of lifting and carrying a minimum of 50 pounds without injury. During simulations, labs, and some demonstrations you will be acting as a patient and as a rescuer; this requires you to touch and be touched by others during a patient exam and subsequent treatment. To protect your personal space you must wear your bathing suit (jog bra) and/or shorts under your simulation clothing for all PAS Labs; they will NOT be cut. You are responsible for your emotional and physical safety at all times during the course.

The Wilderness Medicine Training Center agrees to present skills and techniques according to the practice guidelines established by the Wilderness Medical Society¹, the National Association of WMS Physicians², and the spine management guidelines established by Peter Goth, MD³. The Wilderness Medicine Training Center is not liable if you do not adhere to those standards in a field situation. Nor does the Wilderness Medicine Training Center authorize you to use the skills presented. Your authorization will need to come from a licensed medical control (usually a physician advisor).

When you have successfully completed the didactic material, on-line testing, and the on-site practical session of your Review & Recertification course, you will receive a certification card from the Wilderness Medicine Training Center commensurate with your original certification; the certification valid for three years. This card acknowledges that you have successfully demonstrated the skills presented during your course according to the above practice guidelines^{1,2,3}. It does not certify that you will be able to continue to perform at that level. It is your responsibility to stay current with both your understanding and practice. Most medical control personnel require certification as a base-line for authorization. To remain certified, you must take and pass an approved Review course before your new certification expires (see the WMTC web site for details). **BRING A COPY OF YOUR CURRENT CERTIFICATION WITH YOU TO YOUR PRACTICAL SESSION;** your current certification **MUST** be validated by the instructor of your practical session before we can issue you a new certification

During your practical session you will be spending quite a bit of time outside (snow, rain, hopefully sun, etc.). You will likely get very dirty during many of the labs and simulations. Bring clothing appropriate to the weather. It should be tough and old enough to withstand a beating. You will also need to bring a notebook, pen, pencil, watch, daypack, water bottle, and two sets of old clothing that may be cut during simulations (two long sleeved shirts, two pair of long pants, and 2 t-shirts). "Cuttable" clothing is required for the video simulations and practice. To maintain your personal space bring shorts or a bathing suit (jog bra for women) to wear under your clothes during practice sessions and simulations. They will NOT be cut. Many students find that they benefit from bring multi-colored pencils or pens for note taking.

You must sign the attached "Agreement of Responsibility" as it acknowledges your understanding of the above information; if you choose not to sign the agreement, you will not be able to participate in the course.

Course tuition includes instruction, the Review & Recertification DVD and the Wilderness Medicine Handbook. Class begins at 8 AM each morning, breaks for lunch from between 12-1, and ends most days about 6 PM. The evening session begins after dinner; exact times will be announced at the start the practical session by your instructor.

1. Forgey, W.W.: Wilderness Medical Society Practice Guidelines, Merrillville, ICS Books, c1995, 2000. 2005.

2. Goth, Peter and Garnett, George: Clinical Guidelines for Delayed or Prolonged Transport, Lenexa, National Association of EMS Physicians, c1991-1993

3. Goth, Peter: Spine Injury: Clinical Criteria for Assessment and Management, Augusta, Medical Care Development, Inc., c1994.

4 WMTC Wilderness CPR & AED certification is based on guidelines from the American Heart Association, the Wilderness Medical Association, and the National Association of EMS Physicians